

# A Brief Photoshop Walkthrough

Hey there. In case you might have wondered how one would go about creating an aqueous glob floating somewhere out in the boonies, I'm here to guide you along. First, there a few things to keep in mind when working in Photoshop:

**1) Make quality selections!** Using your lasso alone is usually not enough. Once you've got the so-called "marching ants" dripping around your selection, hit the Q key to create what is called a quick mask. You can now use your eraser tool to modify your selection. There are many ways to make good selections, but I have neither the time nor the space to explain them all.

**2) Save your selections!** Few things are more irritating and utterly depressing than repeatedly making the same time-

consuming selection. A saved selection becomes a channel, and you can never have enough channels.



**3) Take advantage of layers!** If you mash everything together right from the beginning, even careful selections may not save your soul.

Right! Now, to the glob...

Open a new document, oh, let's say 640

x 470 pixels at 300 DPI, white background, in CMYK colour space. Now, create a rectangular marquee completely covering the top half of your artboard. Double click the gradient tool to select it and open up the gradient options. Set the mode to foreground to background, 100% opacity. Now, select a light blue foreground colour, and a darker blue background colour. Through all this your big rectangle should still be dripping, and if not, make another. With your gradient tool, press and hold on the top of the selection and drag to the bottom, all the while holding the shift key (shift keeps it straight), then release! You should now have what will be the sky. If you like, you can use your airbrush tool to throw some clouds up there. Now deselect your rectangle.

*Brent Lecounte*

Next issue: Mountains

# Frank Romano Seminar

During his forty year career in the print and publishing industry, Frank Romano has been at the forefront of our industry's major evolutions. The staff, faculty and a few of our students were fortunate enough to attend a session where Frank "forecasts our future, through reflecting back at our past".

A total of 14 people attended the event from the GC&PT program. Frank spoke of how the paperless office was an unrealistic myth – people like paper. He told the story of his last trip to the Adobe plant in Palo Alto, California and how, as he walked down the glass walled corridor,

he noticed that everyone's office had stacks and stacks of paper to be filed. Can you believe it? Adobe! Home of the PDF! He told us the story of how a guy called from Newsweek one day for a quote, as they often do. He said, "I heard that Print was dead." Frank asked him were he heard that from, he said, "I read it somewhere."

The major theme that I walked away with from this presentation was that we will still be printing for many years to come but we will not necessarily be printing to the same places. Time versus quality will always play against each other. Things must change but market share will

continue to grow most in areas like advertising and packaging.

The department came away WINNERS! The British Columbia Print and Imaging Association (BCPIA) held a 50/50 draw to raise money for the scholarship fund. Almost \$500 worth of tickets were sold with the winner taking home almost \$250. As it happens, Frank Romano was the big winner, but there is more. Frank asked that the winnings go to the GC&PT program. The faculty had already ordered two classroom sets of the Graphic Communications Encyclopedia (written by Frank Romano) so the money will be used to offset the cost of purchasing these texts for the students of GC&PT.

*Lisa O'Neill*

 **5th Annual GC&PT Summer B.B.Q.**  
Fri Aug 23 @Hume Park (Meet there at 10 am)

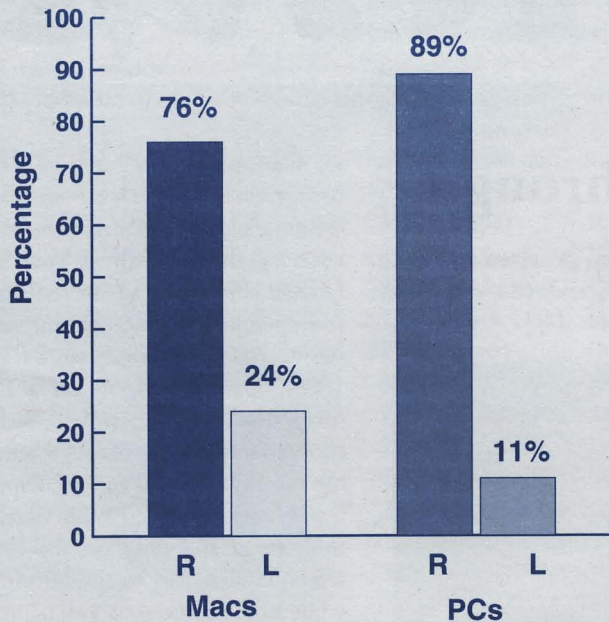
**5th Annual Baseball Tournament**  
Bring your baseball glove!

If you would like to bring something you've baked, or a snack, please sign up on the sign-up sheet on the bulletin board.

"After party" at Lisa's  
Bring your own drinks!

# Surveys about Left-Handed Mac Users

Here is a graph based in one survey I found at <http://macopinion.com/columns/megabyte/feb99/990209.html>

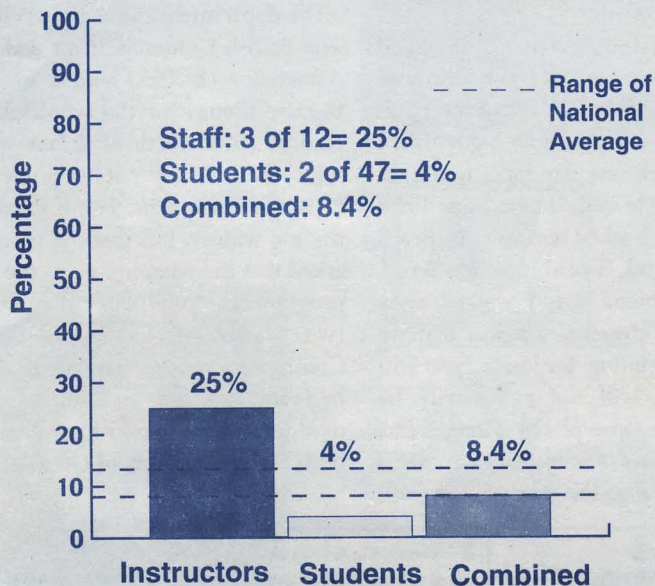


Of the five people who designed the Mac, four were left-handed.

One report says that left-handers are likely to be good architects, because they use the right hemisphere of the brain more which controls skills such as thinking in three dimensional terms and computer programming.

How does GC&PT compare to the national average?

On average the left-handed population is about 8%-13%.



Jennifer Harder

# Reflections on Year One

At the beginning, very tense and stressful. The shock of returning to school after so many years. Staying home nights studying for exams, drinking camomile tea and taking hot lavender baths. All those raging cold winter mornings at the Port Moody bus stop. All those walks around the block cursing during Photoshop and Quark. (Beth and Grant must have taken a few of those walks themselves.) Fred and Roy eased us through to the second half with their wry wit and laid-back attitude. Everything began to mellow out, including the weather.

Now that the year is coming to a close, in retrospect, I can see that indeed the process of taking a concept through to finished product has been taught. I realize too, that it's not so bad, being a student. Even at my tender age. In fact, I think I'll stay for another year. This course has already brought with it some new beginnings that I'm looking forward to. Designing the cover for our new book at the *Shoreline Writer's* is my latest challenge and – believe it or not – I'm totally enjoying it. Even the Photoshop part. I'm also designing a Christmas card (again, in Phototshop) in honour of my father, Jack, who passed away this year during my first week of school. All in all the experience has been worth it and I foresee some awesome changes of direction in my life.

Renee Phillips



Auguste Rodin / Le Penseur, 1880.

# Thoughts from the PSU Hat

Proactive measures include examining possible rough spots and coming up with measures to counteract that problem and keeping production on schedule. Creating contingency plans and proactive measures, I believe, is a 4 step process:

- 1) Initial research done by a small group
- 2) Group & Production Manager debriefing of small group
- 3) Solutions that can be accepted by the group and
- 4) Test procedures.

There are certain things in life you can control. The amount of food you eat, the number of hours you sleep, the type of clothes you wear, the car you drive. Most people use the power of choice to control what they do. It's human nature.

People often do what gets them from Point A to Point B in the shortest amount of time. Why do people do the things they

do? People do what pleases them and only work when needed. Therefore, people will procrastinate.

As defined by the Gage Canadian Dictionary, procrastination is the "act or habit of putting things off." Such an act could be the cancer that kills a job. This may sound overexaggerated, however, I believe this to be true. Rushing through every part of the job leaves careless errors noticed only after the fact. All this can lead to a lost credibility and it also shows little or no effort.

Although there is a dictionary definition, procrastination, to me, also has the following meanings:

- 1) Not taking the time and effort to find out what equipment is at your disposal and what capabilities and pitfalls are associated with each piece
- 2) Not identifying potential "people" problems before it becomes bigger than the job and
- 3) A loss of company credibility, which may never be restored.

Procrastination, in conjunction with

trying to get the job done on time, leads to excessive overtime which costs the company money, and can't be pawned off on the customer. It also leads to fatigue, burn-out and stress related illnesses.

Lots of people like to procrastinate. Such cases should be dealt with on an individual basis, as there is no one answer. If you're really fortunate, Lady Luck and Irish Eyes are smiling on you. Realistically speaking, sometimes Lady Luck is against you, and Irish Eyes are glaring at you.

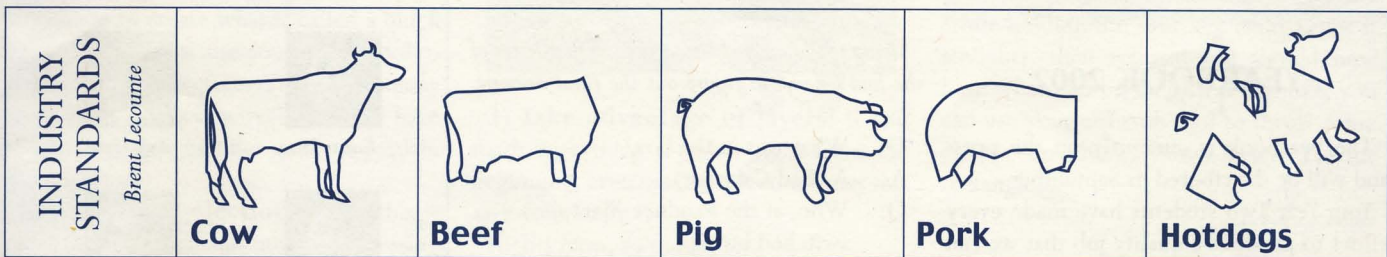
Deal with what you're given. That's how I'd go about it, however, some will disagree. If you want more information about anything I've mentioned, feel free to utilize the resources available inside and outside the department.

"A common mistake that people make when trying to design something completely foolproof is to underestimate the ingenuity of complete fools."

—Douglas Adams

From a past grad, to future grads, Good Luck, God Speed and Carpe Diem.

JP Mayede



## Some Tips for Nourishing your Inner Child:

1. Be kind to others.
2. Be carefree.
3. Don't eat your vegetables.
4. Stay up late watching movies and eating popcorn.
5. Run through the sprinkler on a sunny day.
6. Watch cartoons on Saturday.
7. Be true to yourself.
8. Use your imagination.
9. Giggle.
10. Love !!
11. Be open minded.

Nourishing your inner child doesn't require much effort; it only requires a little imagination.

Imagination is a huge part of being a child. It is important to keep this in mind so that your inner child has a chance to come out and play every now and then.

Some may think of their inner child as the part of themselves that needs to be suppressed. I say LET HIM OR HER OUT!!!! It is an important part of one's personality and if that is lost then one could be considered a zombie. If one walked around the earth with no purpose in life except to work, eat and sleep others might find them dull and boring, not to mention people could find their attitude to be a bit offensive.

In essence a great deal can be said about a person and their personality when they let their inner child reveal itself. It means that a person has the ability to communicate well. It also means that a person may be less stressed because they can relax more often and just let go of the day's troubles, if they nourish their inner child.

Adrienne xoxoxoxo



Elayne Figueroa

## Congratulations Corner

Champagne wishes and caviar dreams to Bryn Hughes and Amber Walker. The two were wed on August 10th. Their honeymoon won't be too long however, we need Bryn back and Amber is enrolled in September's GC&PT intake!



Karen Bier

## DID YOU KNOW THAT?

Lisa was a hair stylist, is currently completing her Masters and rides a motorcycle. Nancy was a hair stylist and used to work at Purdy's Chocolates. Beth paddles on a women's dragon boat team. Grant loves the outdoors and plans to spend his retirement on the road. Bob likes to row wooden clinker-style rowboats. Tom grew up in Thunder Bay, Ontario. Roy likes science fiction movies and books. Fred plays drums, sax and guitar.

## YEARBOOK 2002

The yearbook is currently on the press and will be distributed in September.

Your Year Two students have made every effort to produce a quality job that we can all be proud of.

Many thanks to the following industry members that contributed free and trade discounts for materials:

APAK  
ARKWEL  
COAST PAPER  
CREO  
TOTAL GRAPHICS  
TRANSCONTINENTAL PRINTING



Meiliani Ng

## FONT FIND: ANSWERS – ISSUE 6

The mystery words were the names of fonts which we have on the GC&PT computers. The answers could be found in the font books or by using Adobe Type Manager. (The letter used in the game, was not necessarily the first letter of the font's name.) Here is the solution:

- |                      |                   |
|----------------------|-------------------|
| 1. (Anna)            | 2. (Courier)      |
| 3. (Durango)         | 4. (Farfel)       |
| 5. (Broadband)       | 6. (Cheltenham)   |
| 7. (Lil Fishies)     | 8. (Serpentine)   |
| 9. (Eagle)           | 10. (Present)     |
| 11. (Farfel)         | 12. (Park Avenue) |
| 13. (Berkeley)       | 14. (Ponderosa)   |
| 15. (Black Oak)      | 16. (Galahad)     |
| 17. (Anna)           | 18. (Souvenir)    |
| 19. (Textile)        | 20. (Anna)        |
| 21. (Broadband)      | 22. (Signature)   |
| 23. (Galahad)        | 24. (Anna)        |
| 25. (Durango)        | 26. (Times)       |
| 27. (Lemonade)       | 28. (SnoKone)     |
| 29. (Frutiger)       | 30. (New York)    |
| 31. (Russell Square) | State             |

Using the numbered letters use the first letter of the font's name to figure out the final answers.

Q: What was in the box?

A: A (Bad Cabbage).


Q: Who, at the Produce Mart, switched boxes?

A: (Arnold Boecklin)

Jennifer Harder




No classes on these days:  
All Mondays  
August 26, Sept. 02,  
October 04.



uh oh.....  
The Finder has  
unexpectedly quit  
AGAIN!!!!!!



Danny Jassal



Elayne Figueroa

## THE INK RAG

Volume 1 Issue VII

Editors / Coordinators

Contributing Writers & Artists



Karen Bier



Amy Goko



Adrienne Archer



Elayne Figueroa



Jennifer Harder



Danny Jassal



Brent Lecounte



Lisa O'Neill



JP Mayede



Renee Philips

Production Staff



Jeffrey Arcuri



Rudy Montejo